

Office of Financial Resources Fiscal Year 2023 Annual Report



**Centers for Disease
Control and Prevention**
Office of the Chief
Operating Officer



Director's Letter

Fiscal year (FY) 2023 marked significant progress for CDC. The Office of Financial Resources (OFR) collaborated with our CDC partners to successfully navigate change while making tangible improvements and reaching historic new goals.



“FY 2023 was a year of continued transformation, both for the agency and for OFR. We have navigated the unexpected, capitalized on innovation, and delivered exceptional service. I am incredibly proud of what we have accomplished together.”

FY 2023 was a year of continued transformation, both for the agency and for OFR. We have navigated the unexpected, capitalized on innovation, and delivered exceptional service. I am incredibly proud of what we have accomplished together.

Our successes include reaching all our small business subcategory goals for the first time ever and helping centers, institute, and offices (CIOs) successfully navigate the rescission of COVID-19 funds. We're also striving to improve our culture by volunteering for diverse hiring panels and serving as mentors.

We are committed to excellence in accountability and financial integrity, while using improved technology to streamline our work. We continue to build and strengthen our relationships and provide high-quality customer service.

But we don't do it alone. Our work is a coordinated effort with CDC program offices and external partners. Together, we will continue to support CDC initiatives such as CDC Moving Forward, public health data modernization, and promoting health equity. Your collaboration is invaluable. As always, we are here to support you.

I am pleased to share just a few of OFR's many FY 2023 achievements with you in this annual report. We're excited about the future as we work together with you to advance CDC's public health mission.

Sincerely,

A handwritten signature in black ink, appearing to read 'T. Perry', written over a light blue circular graphic element.

Terrance Perry


Acting Chief Financial Officer, CDC
Acting Director, Office of Financial Resources

CDC/ATSDR is referred to as CDC throughout this document.

OFR's Impact at CDC in FY 2023

OFR strives to provide exemplary stewardship and customer service for managing CDC's acquisition and assistance processes while safeguarding public funds through prudent budget guidance and careful financial management. In FY 2023, OFR provided significant and meaningful financial support for public health action in 50 states, 9 territories, and over 71 countries.

\$24.9B 
obligated from direct appropriations and funds from other agencies*

\$20.5B 
obligated in contracts and grants

 **25,205**
contract and grant actions processed

241
Freedom of Information Act responses

14[†]
Government Accountability Office and Office of the Inspector General evaluations and audits closed
14[†]
new engagements led/co-led

 **25th**
consecutive unmodified audit opinion received (through HHS) for the statements, including consolidated balance sheets, related consolidated statements of net costs and changes in net position, and combined statement of budgetary resources

10th 
consecutive Certificate of Excellence in Accountability Reporting Award from AGA (formerly known as the Association of Government Accountants)

 **274**
CDC staff trained on budget formulation

131
congressional briefings
facilitated to educate key appropriations offices and staff



506
proactive congressional communications
supporting CDC's public health programs and research around the world

86% 
of CDC staff who collaborated with OFR were satisfied with OFR services

15,666[‡]
Labor Distribution System transactions processed

*Includes obligations incurred from all funding sources received, including carryover funding provided in prior fiscal years.

[†] Data as of November 1, 2023, and may be subject to change.

[‡] Includes transactions corrected outside of FY 2023.

2023: OFR in Action

Responsiveness, innovation, and collaboration are critical to our mission. OFR collaborates CDC-wide to develop and refine technologies, systems, and processes that can save time, money, and effort for our partners and stakeholders.



Achieving Historic Small Business Goals, Improving Acquisitions

Office of Acquisition Services (OAS)—In FY 2023, OAS reached historic small business goals, achieving the office’s highest percentage of small business contracts ever (nearly 15%) and meeting or exceeding all small business subcategory goals for the first time. They also launched the OAS transformation to focus on workforce development, standardize policies and procedures, promote efficiencies, and increase capacity to best support customers CDC-wide.

Working with other CDC offices, OAS piloted the new enterprise-wide Acquisition Performance and Execution system (APEX) to manage CDC contracts in February 2023. Over 400 staff in the Center for Global Health and Office of Safety, Security, and Asset Management participated, creating nearly 50 new purchase requests.



Streamlining the Budget Process

Office of Budget Services (OBS)—OBS obligated 99.7% of direct expiring funds in FY 2023, over \$308M more than was obligated in FY 2022. OBS successfully launched the new enterprise-wide Resource Management System. The system manages over 1,100 budget proposals for a planning target of almost \$18 billion for potential execution in FY 2024. They also negotiated with multiple CIOs to create 14 new budget structures, reallocating over \$75 million to enable the CDC director’s Phase 1 CDC Moving Forward initiatives to finish on schedule.

OBS led multiple exercises and created options for efficient use of COVID resources during the end of the COVID pandemic. They provided leadership and advice for CDC-wide implementation of the Fiscal Responsibility Act of 2023, which rescinded some previously appropriated COVID-19 funds. OBS also revamped the Enterprise Hiring Plan process into a streamlined Position Funding Review process.



Boosting Travel, Invoicing, and Payment Efficiency

Office of Finance and Accounting Services (OFAS)—OFAS opened the books for FY 2024 in five business days. They achieved 99.93% prompt payment for 252,570 commercial invoices processed in FY 2023. OFAS paid 99.1% of approved travel vouchers within 10 calendar days of receipt.

OFAS responded to post-pandemic travel surges in FY 2023 by hosting Travelpalooza, a virtual training covering all aspects of travel. In early FY 2023, OFAS implemented the government-wide “G-Invoicing” solution to improve the quality of intragovernmental buy-sell transactions. OFAS processed Educational Loan Repayment Program for Health Professionals (ELRPHP) obligations, payments, and tax reporting. They also defined business needs for a solution to expand ELRPHP in the long term.



Innovation in Funding

Office of Grants Services (OGS)—CDC is a department innovation standard-bearer for health equity thanks to OGS. Leading the Notice of Funding Opportunity (NOFO) Simplification Pilot, OGS helped design a grant NOFO that simplifies the process for non-traditional applicants.

Working with program offices, the Performance and Evaluation Office, the Office of General Counsel, and the Strategic Business Initiatives Unit, OGS launched the grant merit review strike team to pilot new NOFO review guidance that will give programs high-quality grant reviews while reducing challenges to support staff. OGS collaborated in closing out pooled grant accounts and expired grants across HHS. Between October 2022 and June 2023, OGS closed out 1,120 documents, contributing to CDC completing 99.26% of the HHS backlog.

Building Diversity, Equity, Inclusion, Accessibility, and Belonging (DEIAB)

OFR continues building DEIAB principles into everything we do. We have a long track record of leading the way with recruitment and selection best practices, such as requiring diverse hiring panels and establishing resume and interview scoring criteria for each hiring action. We built a DEIAB checklist into our Human Capital Management tool for all hiring actions.

In FY 2023, OFR launched our interactive demographic workforce dashboard to assess OFR's progress toward diversity goals, identify areas for improvement, track initiatives, and provide transparency into our progress. We've had a staff-led Diversity and Inclusion Workgroup since 2016 and a complementary management-led group since 2021; we're now consolidating the two for even greater synergy.

OFR has in-house training resources and professional development programs focused on all career stages and recently stood up a mentoring program for grades 7-13. In May, we held our biennial OFR Training Days to provide cross-training and encourage creativity and innovation, with over 300 employees participating. To help ensure a smooth transition into OFR for our new employees, we are in the final stages of developing our Employee Onboarding Ambassador Program.

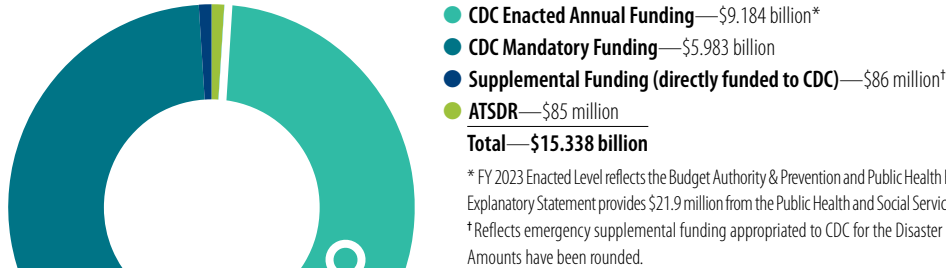
OFR remains committed to staff development, employee empowerment, and creating a more diverse and responsive workforce that succeeds through a wealth of experience and viewpoints.



FY 2023 Appropriations At-A-Glance

In FY 2023, the Office of Appropriations facilitated 131 briefings and hearings to educate appropriations offices and congressional staff and conducted 506 proactive congressional communications supporting CDC's public health programs and research around the world.

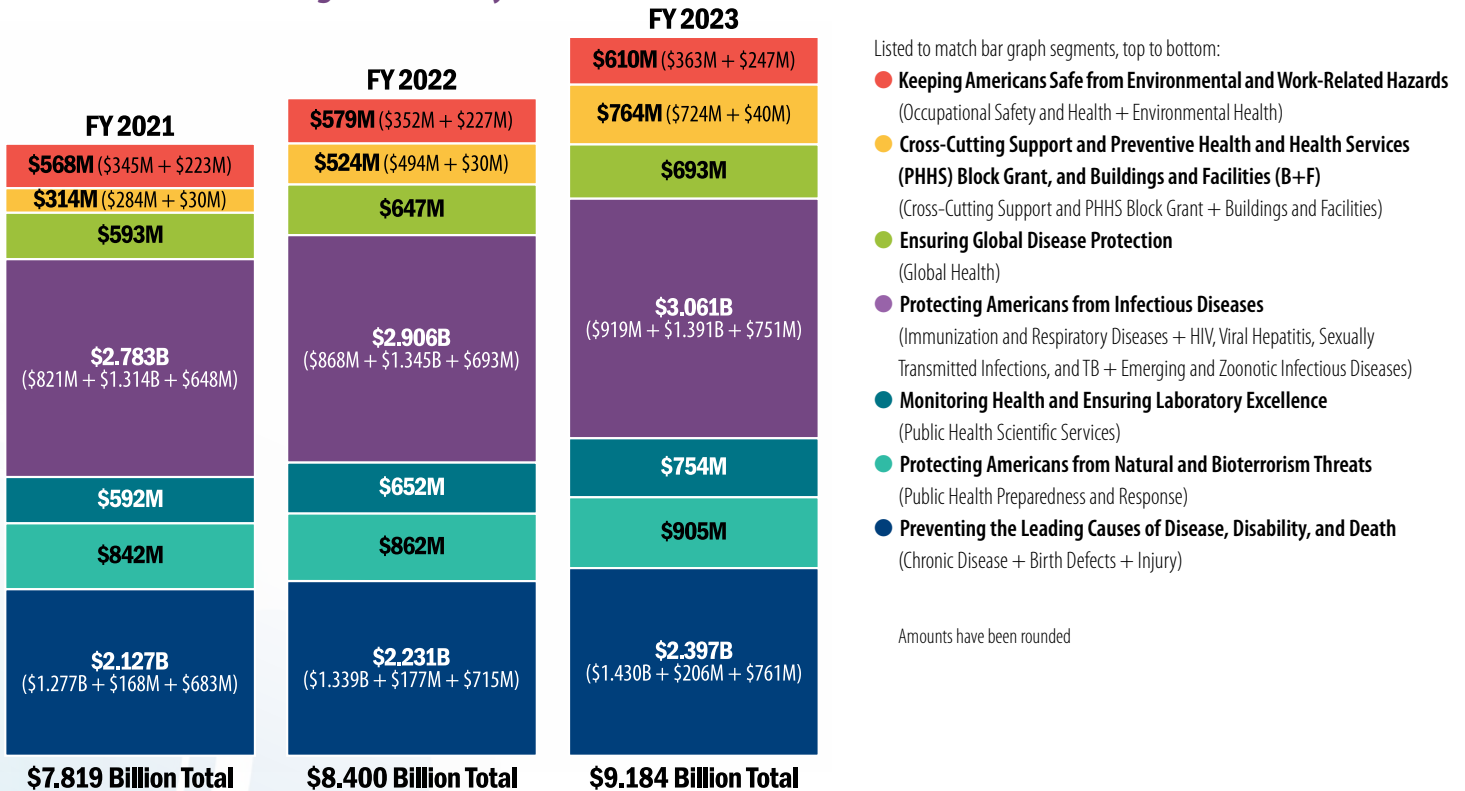
FY 2023 CDC/ATSDR Appropriations



FY 2023 CDC Discretionary Funding (Program Level By Mission)



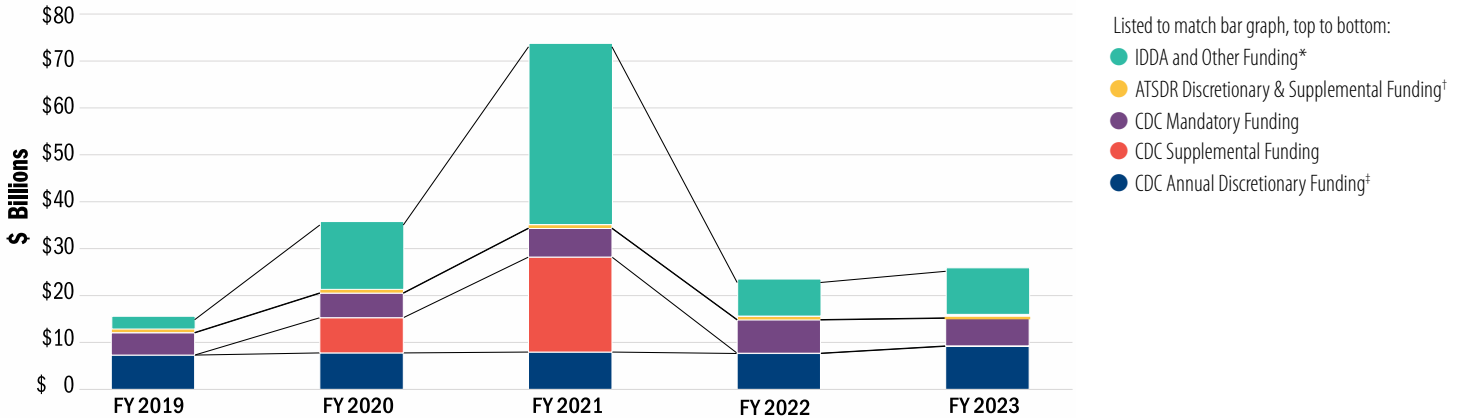
FY 2021–2023 CDC Program Level by Mission



FY 2023 Budget At-A-Glance

In FY 2023, OBS submitted, tracked, monitored, and reconciled 530 emergency response requests and created automated workflow processes, trend analysis reviews, and data extracts for approximately 1,852 Labor Distribution System requests.

FY 2019–2023 Comparison of All Funding Sources



Amounts have been rounded.

* Includes Intra-Departmental Delegation of Authority (IDDA) (including President's Emergency Plan for AIDS Relief [PEPFAR]), cooperative research and development agreements, gifts, royalties, and user fees.

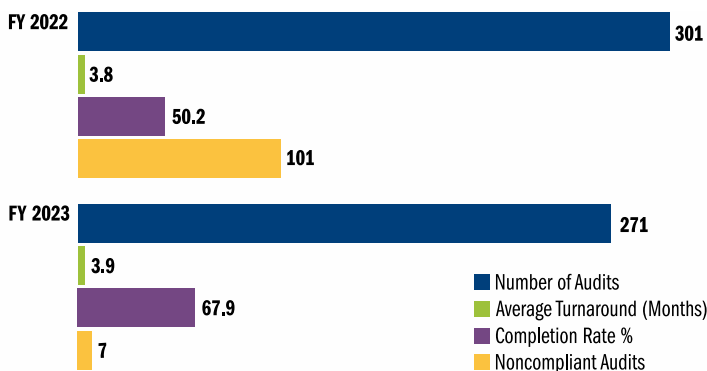
† ATSDR received supplemental funding in FYs 2019 & 2020.

‡ FY 2023 Discretionary Funding reflects the Budget Authority & Prevention and Public Health Fund (PPHF) and \$21.9 million within CDC's total for HHS Protect. The FY 2023 Joint Explanatory Statement provides \$21.9 million from the Public Health and Social Services Emergency Fund (PHSSEF) for HHS Protect to support activities implemented by CDC.

FY 2023 Risk Management At-A-Glance

In FY 2023, the Office of Risk Management and Internal Controls (ORMIC) earned its 15th consecutive Clean Assurance Statement, completed audit resolution and prepared statements of findings from 177 audits, and recovered \$720,000 in unsupported payments. ORMIC also performed internal control reviews of CDC programs to ensure efficiency of operations, legal compliance, and reliability of financial reporting.

Foreign and Domestic Audits



FY 2023 Finance At-A-Glance

In FY 2023, OFAS collected \$93.5 million in accounts receivable[§] and processed \$383 million in reimbursable agreements supporting public health programs and research worldwide.

Reimbursable Interagency Agreements



Transportation Vouchers^{**}



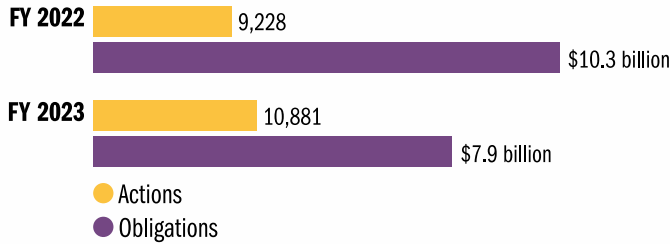
[§] Outstanding invoices CDC has or money owed to CDC.

^{**} Reimbursement for costs associated with transportation (shipment/storage of household goods).

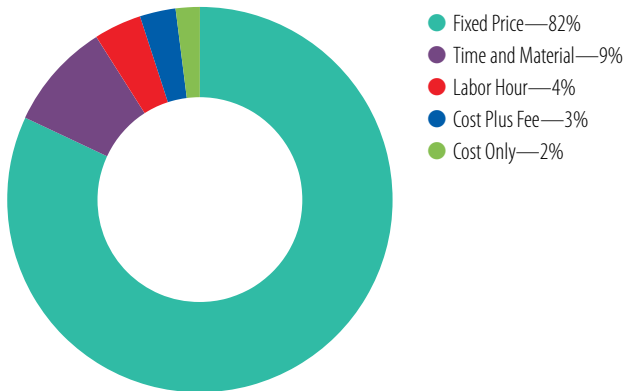
FY 2023 Contracts At-A-Glance

In FY 2023, OAS processed 10,881 contract actions totaling \$7.9 billion in support of public health programs and research in the United States and around the world.

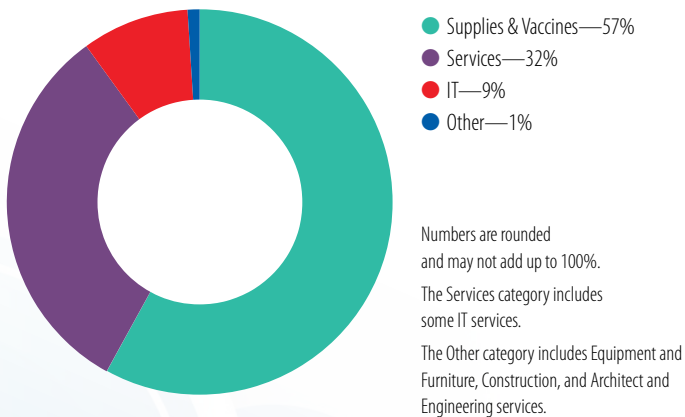
FY 2022–2023 Comparison of Contract Actions and Obligations



FY 2023 CDC Contract Obligations by Type



FY 2023 CDC Contract Obligations by Category



FY 2023 CDC Contracts by Centers, Institute, and Offices (CIOs)

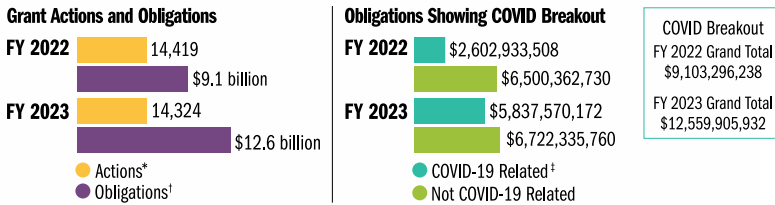
CIO	Actions	Obligations
ATSDR	164	\$23,362,536
CGH	535	\$71,654,528
CPR/ORR	310	\$322,951,214
CSELS	310	\$168,194,542
CSTLTS	19	\$13,420,762
NCBDDD	97	\$27,497,134
NCCDPHP	517	\$257,017,492
NCEH	579	\$61,149,943
NCEZID	1,745	\$693,893,165
NCHHSTP	503	\$137,248,915
NCHS	721	\$129,258,154
NCIPC	250	\$90,021,324
NCIRD	1,327	\$5,054,536,897
NIOSH	1,795	\$312,208,913
OD*	2,009	\$561,811,379
Grand Total	10,881	\$7,924,226,898

*OD includes OCOO, OLSS, OMMHE, and OS. Amounts have been rounded.

FY 2023 Grants At-A-Glance

In FY 2023, OGS supported 6,982 grant awards to 2,623 recipients. These 6,982 awards generated 14,324 actions. OGS processed funding of approximately \$12.6 billion for public health programs and research in the United States and around the world. OGS also published 129 new Notices of Funding Opportunities (NOFOs).

FY 2022–2023 Comparison of Grant Actions and Obligations



* The number of grant actions were determined using all Account FYs.

† The FY 2022 total obligation amount was determined by using the Account FY 2022 data only and rounded. The FY 2023 total obligation amount was determined by using the Account FY 2023 data only and rounded.

‡ This obligation data contains funding from all COVID-19 supplemental appropriations CDC received, including funding made available from the Coronavirus Preparedness and Response Supplemental Appropriations Act, 2020 that was transferred to the Infectious Diseases Rapid Response Reserve Fund (IDRRRF) and used to support the Ebola and mpox responses.

FY 2023 CDC Grants by Centers, Institute, and Offices (CIOs)

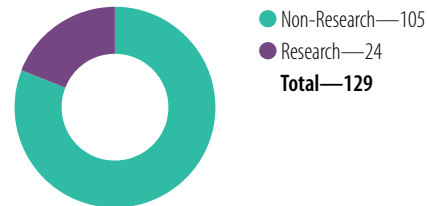
CIO	NOFOs	Grants	Actions	Total Obligations
ATSDR	13	60	116	\$38,870,067
CFA	1	13	13	\$103,192,494
CGH	440	640	2,469	\$2,005,052,374
CPR/ORR	7	275	523	\$706,726,090
CELS	5	121	441	\$4,098,371,786
CSTLTS	18	561	753	\$397,938,501
NCBDDD	37	257	375	\$112,234,751
NCCDPHP	104	1,504	2,571	\$996,374,056
NCEH	21	251	385	\$99,187,497
NCEZID	55	251	945	\$1,344,974,957
NCHHSTP	67	760	1,988	\$1,156,677,177
NCHS	2	2	5	\$920,000
NCIPC	83	1,673	2,602	\$537,594,222
NCIRD	58	260	575	\$805,849,868
NIOSH	43	264	426	\$129,257,140
OD	8	18	43	\$15,004,103
SBIR	10	72	94	\$11,680,849
Grand Total	972	6,982	14,324	\$12,559,905,932

Grant and action counts are based on the organization that administers the grant.

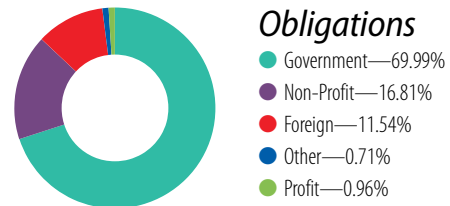
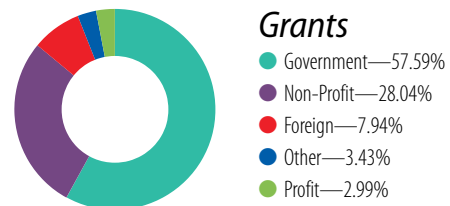
Dollars are based on the organization providing funding, regardless of which organization administers the grant.

The FY 2023 total obligation amount was determined by using the Account FY 2023 data only and rounded. The number of NOFOs, grant awards, and actions were determined using all Account FYs.

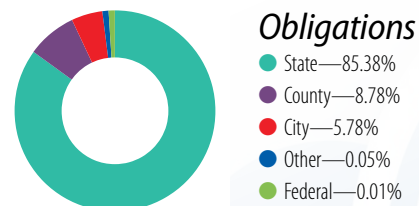
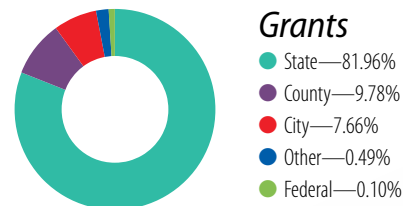
FY 2023 CDC New Grant Notices of Funding Opportunities (NOFOs)



FY 2023 CDC Awards by Recipient Type



FY 2023 CDC Awards by Government Recipient Type



Data for these charts are from <http://tags.hhs.gov>. Numbers are rounded and may not add up to 100%.

FY 2023 CDC Domestic Grant Programs with the Largest Total Funding

Approximately 62% of CDC’s total grant obligations in FY 2023 supported the top ten funded domestic public health programs below.

Domestic Grant Programs	Recipients	Obligations
 Strengthening U.S. Public Health Infrastructure, Workforce, and Data Systems	110	\$3,840,000,000
 Epidemiology and Laboratory Capacity for Prevention and Control of Emerging Infectious Diseases (ELC)	64	\$1,141,683,969
 Public Health Emergency Preparedness (PHEP) Cooperative Agreement	62	\$660,302,788
 Immunization and Vaccines for Children	64	\$638,737,307
 Integrated HIV Surveillance and Prevention Programs for Health Departments	60	\$377,772,399
 Strengthening STD Prevention and Control for Health Departments (STD PCHD)	59	\$304,186,379
 Enhancing Public Health Laboratory Capabilities and Increasing Capacity	1	\$253,632,387
 Cancer Prevention and Control Programs for State, Territorial, and Tribal Organizations	83	\$220,959,190
 Preventive Health and Health Services—Strengthening Public Health Systems and Services through National Partnerships to Improve and Protect the Nation's Health—financed in part by Prevention and Public Health Funds (PPHF)	36	\$210,123,086
 Overdose Data to Action in States	50	\$191,965,196

How OFR Helps CDC Protect America from Health, Safety, and Security Threats



Acquisition

Facilitate smart, efficient purchasing to support CDC's public health and small business goals in compliance with HHS and CDC policies



Budget and Appropriations

Advise CIOs as they develop budget requests and spend plans and obligate funds that support CDC's mission

Finance and Accounting

Manage CDC's accounting, payments, billings, and collections to ensure CDC complies with all applicable financial laws and regulations; manage and support agency financial information systems; oversee CDC's travel program and policies

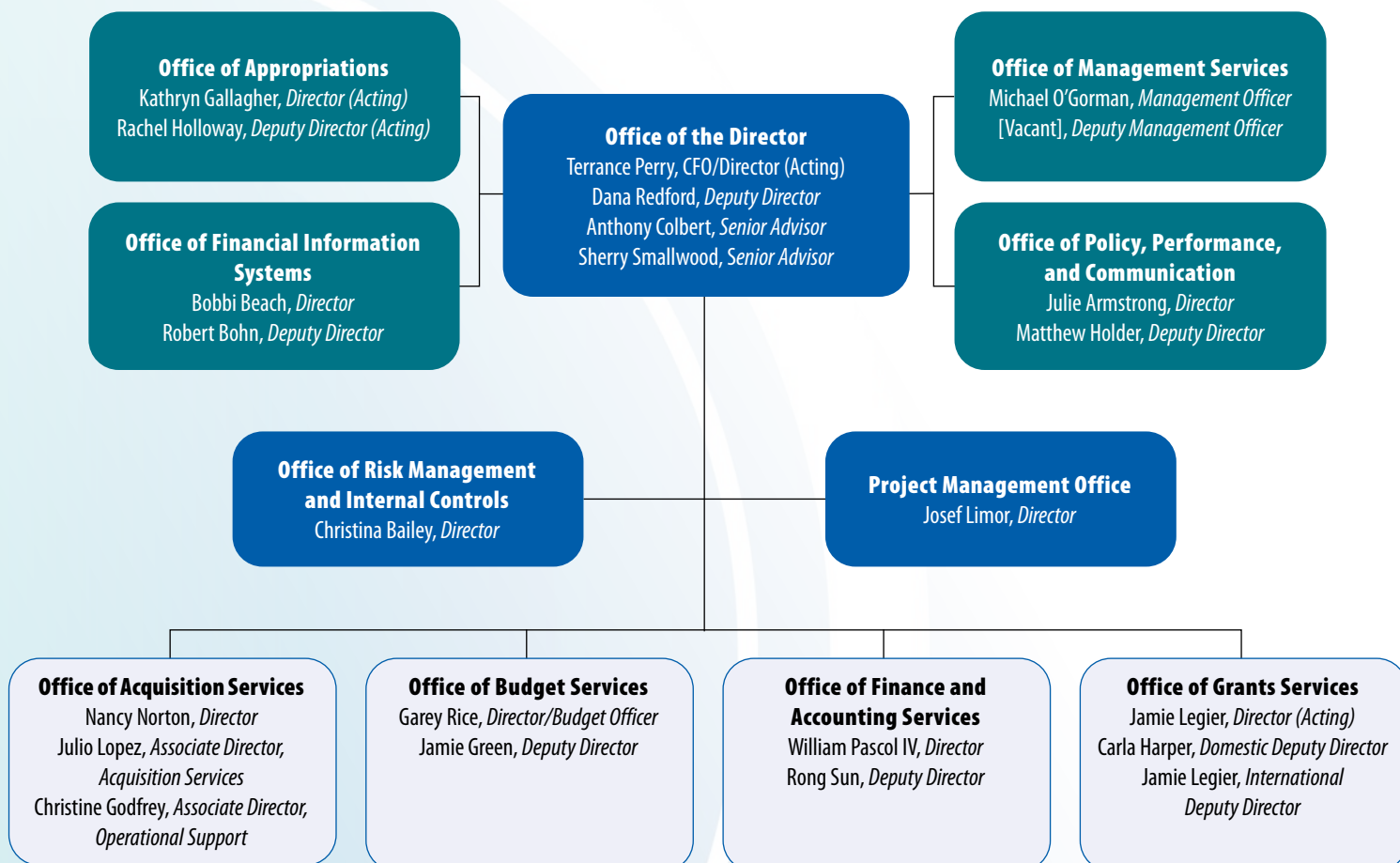
Grants

Award funds to help CDC's financial assistance recipients accomplish their public health goals

Resource and Risk Management

Provide leadership, risk management, and guidance on the financial resources that support public health

Office of Financial Resources Organization Chart



As of December 2023

OFR’s Vision and Mission

Vision

Excellence and innovation in the investment and management of public funds for public health through the proud contributions of a talented and diverse workforce.

Mission

The Office of Financial Resources contributes to the achievement of positive public health outcomes at CDC by providing exemplary customer-focused leadership and fiscal stewardship in appropriations, acquisitions, assistance, and financial management with accountability and sound business practices.